

January 2022

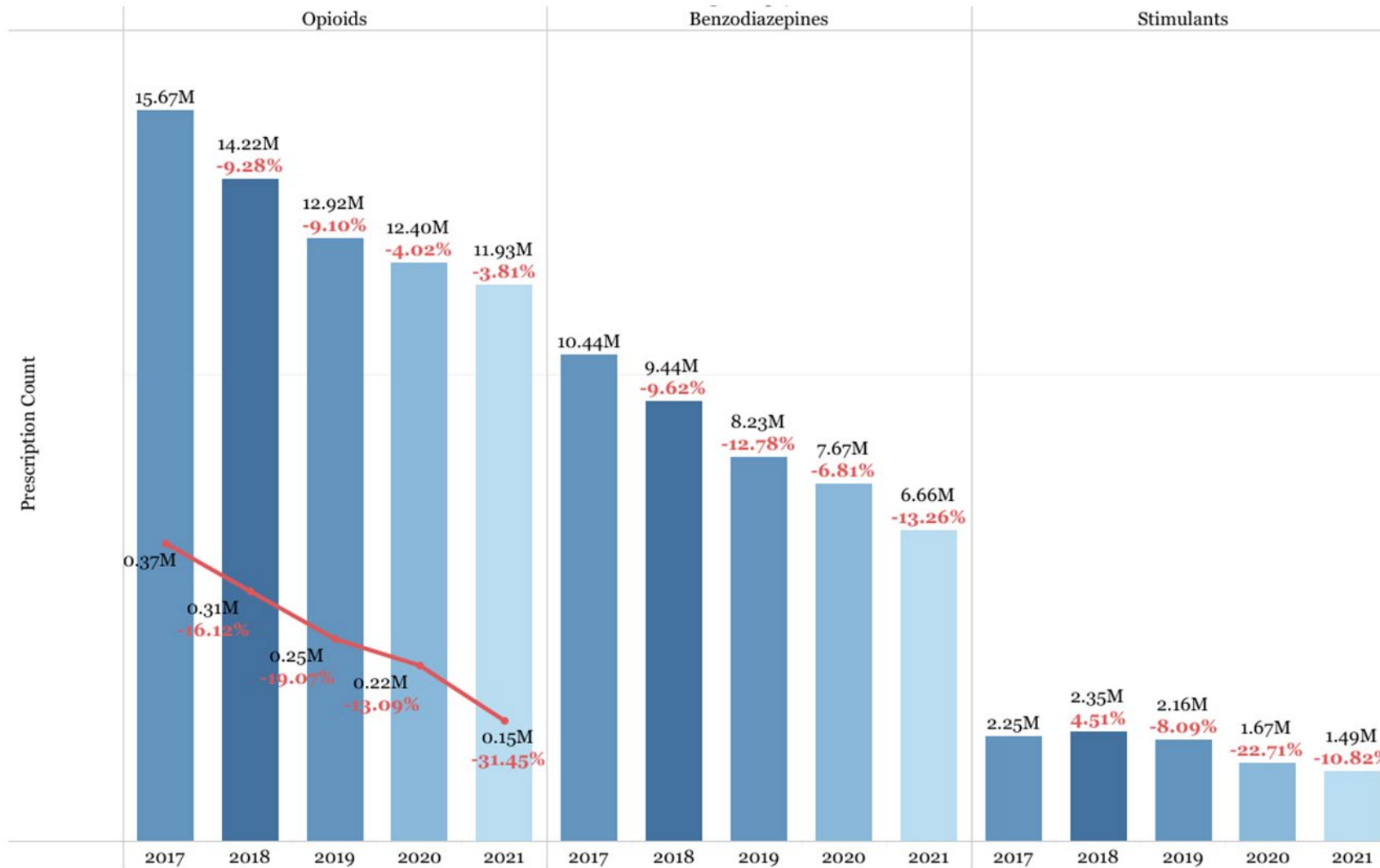


Florida Prescription Drug Monitoring Program (PDMP) Monthly Report

This data were obtained through the Florida Prescription Drug Monitoring Program (PDMP) known as E-FORCSE. PDMPs gather information on controlled substance dispensations and use. For more information, click [here](#).

Prescriptions by Drug Type & Year, Florida, 2017 - 2021

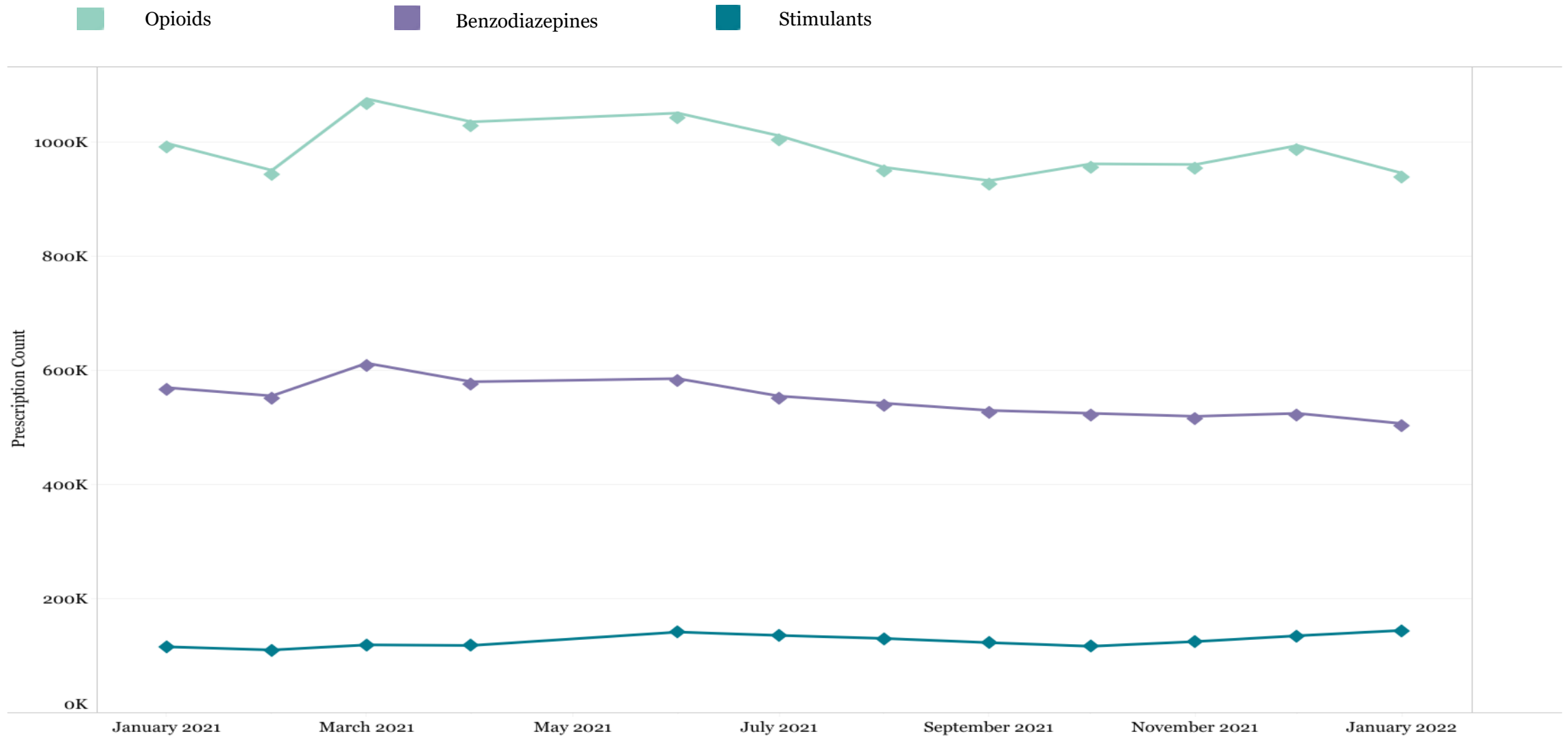
Florida, 2017 - 2021



- The red line represents the number of fentanyl prescriptions.
- The percentages indicated the percent change from the previous year.

Prescriptions by Drug Type & Month

Florida, 2021 - 2022



Indicators by Month

Florida, 2021 - 2022

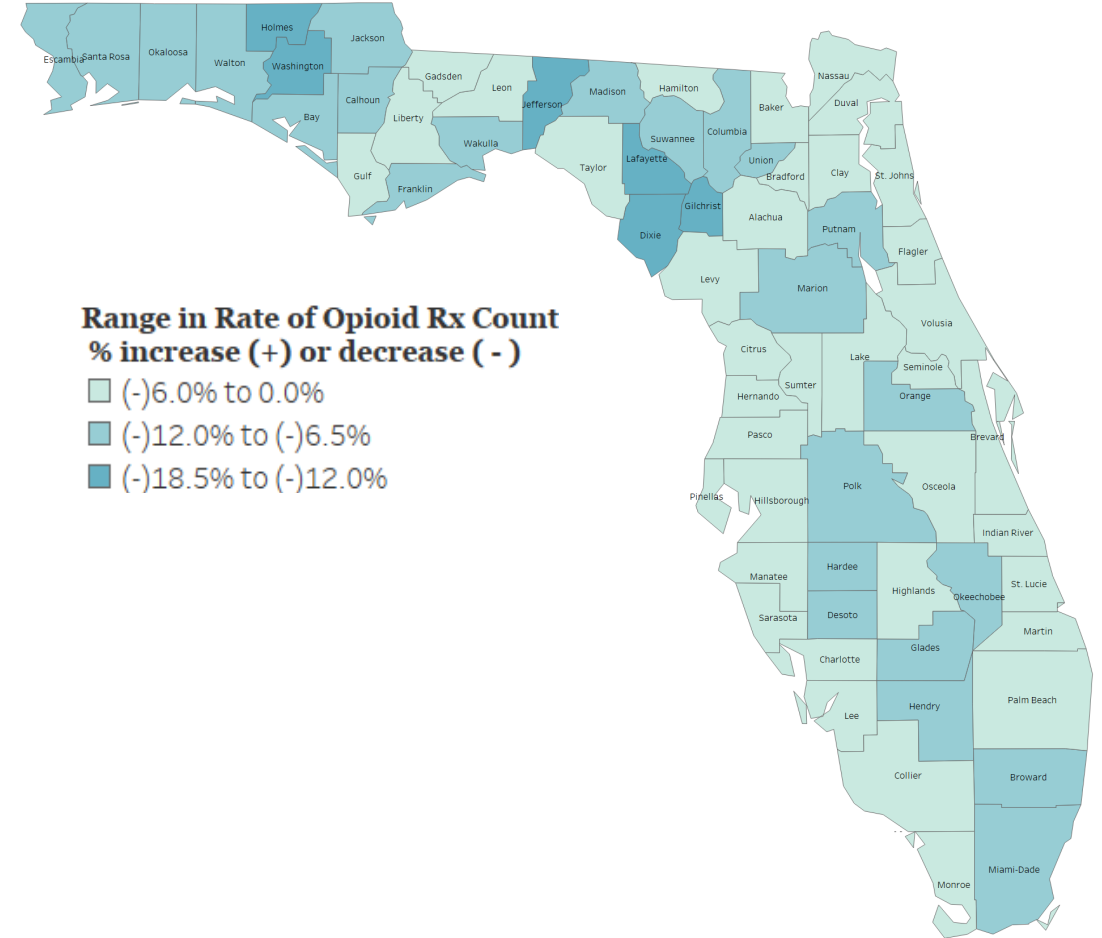
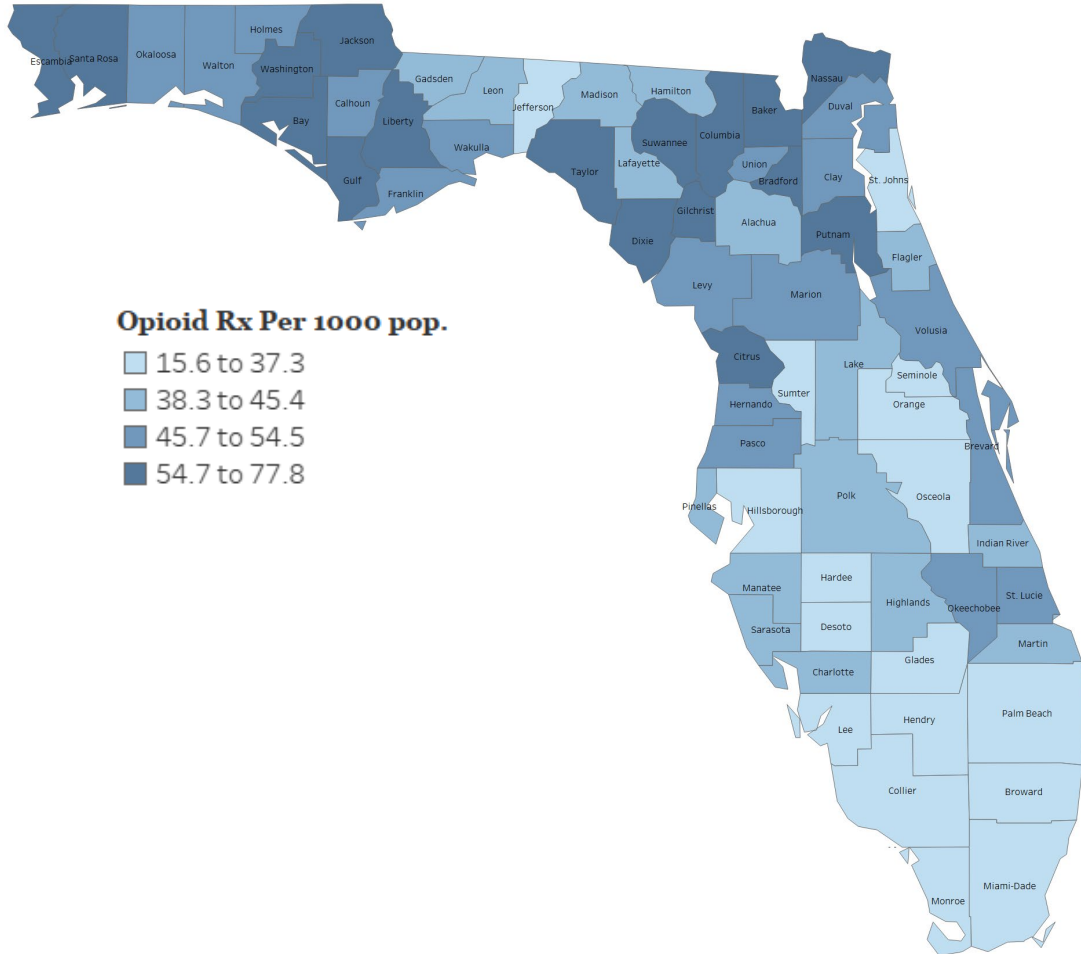
| Indicator Description | Jan 2021 | Feb 2021 | Mar 2021 | Apr 2021 | May 2021 | Jun 2021 | Jul 2021 | Aug 2021 | Sep 2021 | Oct 2021 | Nov 2021 | Dec 2021 | Jan 2022 |
|--------------------------------|-----------|-----------|-----------|-----------|-----------|-----------|-----------|-----------|-----------|-----------|-----------|-----------|-----------|
| # Opioid Prescriptions | 998,197 | 950,810 | 1,076,049 | 1,035,771 | 997,976 | 1,051,115 | 1,011,278 | 954,203 | 930,706 | 960,176 | 958,846 | 991,473 | 936,351 |
| # Benzodiazepine Prescriptions | 569,900 | 555,536 | 612,762 | 580,202 | 552,191 | 585,633 | 554,965 | 541,677 | 528,795 | 523,785 | 518,328 | 523,237 | 502,608 |
| # Stimulant Prescriptions | 115,640 | 110,108 | 119,033 | 118,010 | 119,071 | 141,486 | 135,549 | 129,928 | 122,516 | 116,240 | 124,419 | 134,486 | 143,262 |
| # Opioid Patients | 778,409 | 750,774 | 813,301 | 798,981 | 783,204 | 807,406 | 776,861 | 742,252 | 725,435 | 751,937 | 747,593 | 759,604 | 732,905 |
| # Benzodiazepine Patients | 514,017 | 505,705 | 538,225 | 518,197 | 498,495 | 518,659 | 493,453 | 484,474 | 474,134 | 472,496 | 466,694 | 468,064 | 455,766 |
| # Stimulant Patients | 107,408 | 102,792 | 107,671 | 108,095 | 110,231 | 128,827 | 123,652 | 119,317 | 112,669 | 107,202 | 114,819 | 122,538 | 131,793 |
| # Registered Users | 139,264 | 140,302 | 141,457 | 142,460 | 143,443 | 144,985 | 146,649 | 148,191 | 150,011 | 151,374 | 152,510 | 153,621 | 154,777 |
| # Patient Inquiries | 3,659,583 | 3,529,183 | 3,965,455 | 3,753,831 | 3,498,551 | 3,692,251 | 3,741,504 | 3,955,065 | 3,937,499 | 3,959,224 | 3,933,211 | 3,924,736 | 3,945,202 |

Opioid Prescription Rate & Percent Change by County

Florida, January 2022

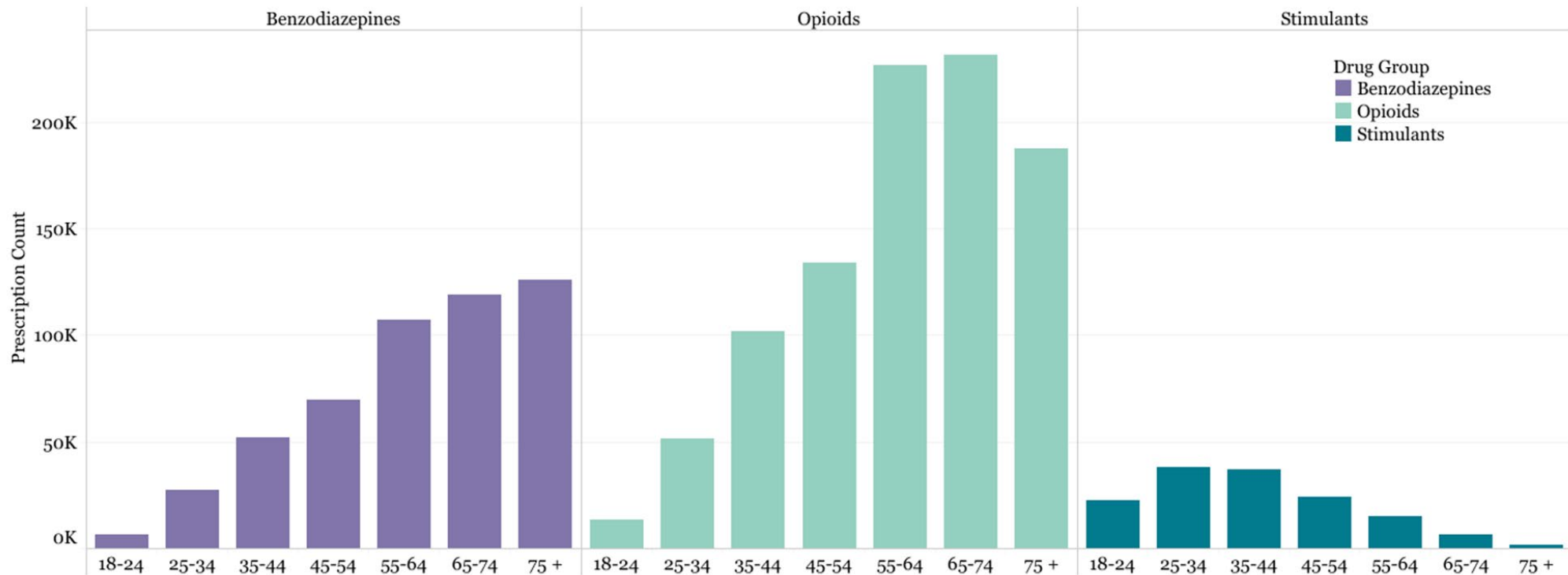
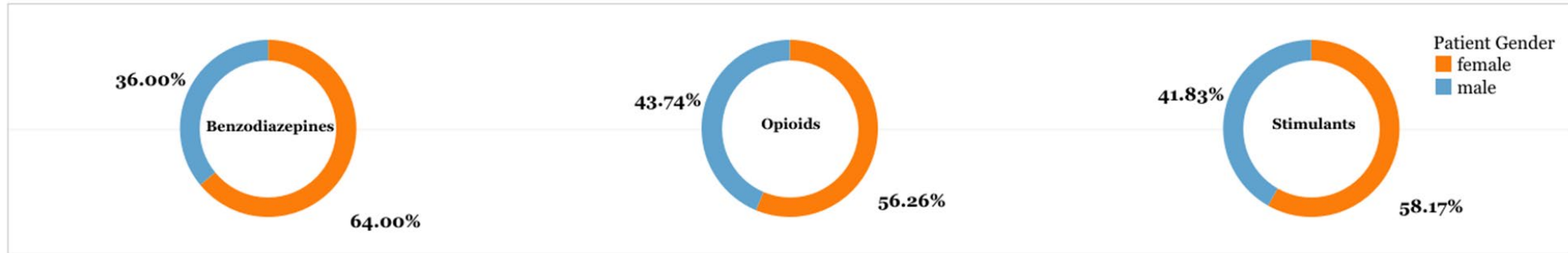
**Age-Adjusted Opioid Prescription Rate by County, Florida
January, 2022**

**Percent Change in Opioid Prescription Count by County, Florida
Nov 2021-Jan 2022 vs Nov 2020-Jan 2021**



Opioid, Benzodiazepine & Stimulant Prescriptions by Sex and Age Group

Florida, January 2022



Days' Supply Prescriptions by Month of 2021 and 2022

Florida, 2021 - 2022

| Drug group | JAN 2021 | FEB 2021 | MAR 2021 | APR 2021 | MAY 2021 | JUN 2021 | JUL 2021 | AUG 2021 | SEP 2021 | OCT 2021 | NOV 2021 | DEC 2021 | JAN 2022 |
|---------------------|----------|----------|----------|----------|----------|----------|----------|----------|----------|----------|----------|----------|----------|
| Zolpidem | 36.54 | 36.38 | 36.17 | 36.42 | 36.55 | 36.46 | 36.16 | 36.37 | 36.56 | 36.71 | 37.07 | 37.03 | 37.10 |
| Stimulants | 31.10 | 31.12 | 31.13 | 31.01 | 30.94 | 30.95 | 30.81 | 31.03 | 30.93 | 30.98 | 30.93 | 31.04 | 30.88 |
| Anxiolytic/Sedative | 30.44 | 30.34 | 30.49 | 30.81 | 30.87 | 30.65 | 30.69 | 30.80 | 30.61 | 30.52 | 30.57 | 30.80 | 30.44 |
| Muscle Relaxant | 29.40 | 27.34 | 27.92 | 29.10 | 28.53 | 28.84 | 28.98 | 29.16 | 30.77 | 30.75 | 30.37 | 31.73 | 29.84 |
| Benzodiazepines | 28.86 | 28.78 | 28.72 | 28.71 | 28.72 | 28.66 | 28.69 | 28.80 | 28.76 | 28.81 | 28.86 | 29.05 | 28.89 |
| Opioids | 19.21 | 19.13 | 19.10 | 19.02 | 18.99 | 18.98 | 19.13 | 19.40 | 19.32 | 19.06 | 19.09 | 19.24 | 19.14 |
| Buprenorphine | 16.43 | 16.98 | 16.38 | 17.40 | 16.29 | 16.68 | 16.09 | 16.83 | 16.98 | 18.59 | 18.30 | 18.46 | 17.63 |

Days' Supply per Rx



Opioids Include:

acetaminophen with codeine phosphate, acetaminophen/caffeine/dihydrocodeine bitartrate, acetaminophen/codeine phosphate, acetaminophen/hydrocodone bitartrate, acetaminophen/hydrocodone bitartrate, acetaminophen/oxycodone HCl, acetaminophen/oxycodone HCl, acetaminophen/tramadol HCl, aspirin/caffeine/dihydrocodeine bitartrate, buprenorphine, buprenorphine HCl, buprenorphine HCl/naloxone HCl, buprenorphine HCl, butalbital/acetaminophen/caffeine/codeine phosphate, butorphanol tartrate, carisoprodol/aspirin/codeine phosphate, codeine phosphate/butalbital/aspirin/caffeine, codeine sulfate, fentanyl, fentanyl citrate, hydrocodone bitartrate, hydrocodone bitartrate/acetaminophen, hydrocodone/ibuprofen, hydromorphone HCl, ibuprofen/oxycodone HCl, levorphanol tartrate, meperidine HCl, methadone HCl, morphine sulfate, morphine sulfate/naltrexone HCl, opium/belladonna alkaloids, oxycodone HCl, oxycodone HCl/acetaminophen, oxycodone HCl/aspirin, oxycodone HCl/oxycodone terephthalate/aspirin, oxycodone HCl, oxycodone myristate, oxymorphone HCl, pentazocine HCl/naloxone HCl, tapentadol HCl, tramadol HCl, tramadol HCl/acetaminophen, tramadol HCl.

Patients who live in Florida and whose age is greater than or equal to 18 were included in this monthly report. Controlled substance drug schedule was set to II-V.

Data extraction date: 2/17/2022

Benzodiazepines Include:

alprazolam, amitriptyline HCl/chlordiazepoxide, chlordiazepoxide HCl, chlordiazepoxide/clidinium bromide, clobazam, clonazepam, clonazepam, clorazepate dipotassium, diazepam, estazolam, flurazepam HCl, lorazepam, oxazepam, quazepam, temazepam, triazolam.

Stimulants Include:

amphetamine, amphetamine sulfate, dexamethylphenidate HCl, dextroamphetamine sulf-saccharate/amphetamine sulf-aspartate, dextroamphetamine sulfate, lisdexamfetamine dimesylate, methylphenidate, methylphenidate HCl.